


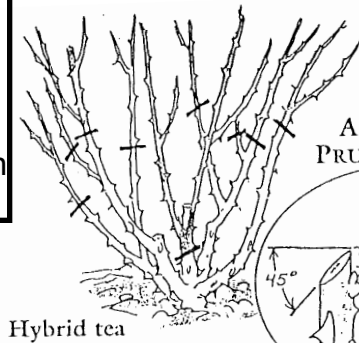
## Rose Pruning Guide



The right way to prune. Make pruning cuts at a 45 degree angle about 1/4 inch above an outward facing leaf bud. Along with the following guidelines for specific roses, follow these commonsense pruning rules for all roses:

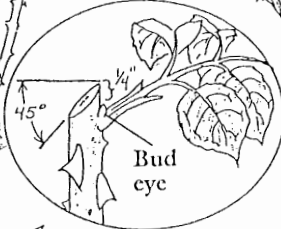
**Always remove the following: Suckers, dead and diseased canes, canes that don't flower well, canes that are crossing and rubbing others, and canes growing inward.**

**Hybrid Teas:** Cut oldest stems off at base, leaving 3-6 healthy canes, and prune remaining canes to shape the plant leaving an open center.



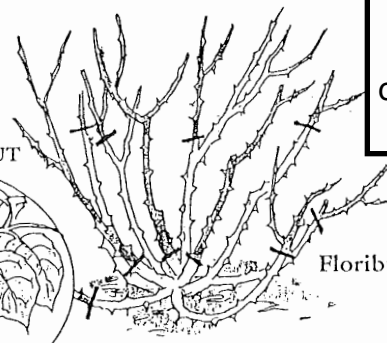
Hybrid tea

A PROPER  
PRUNING CUT



45°

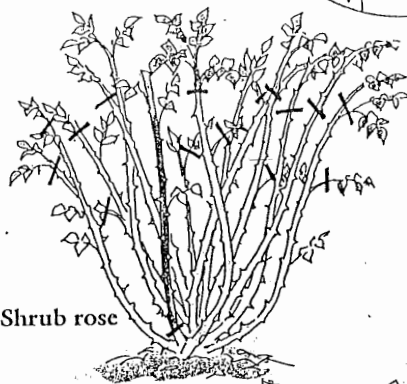
Bud  
eye



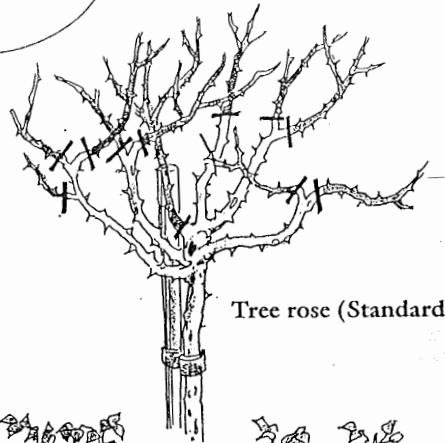
Floribunda

**Floribundas:** Remove oldest stems at the base, leaving 6-8 healthy canes. Prune off the top third of each remaining cane.

**Shrub Roses:** Prune off the top third of new canes and cut side shoots on older growth to 4-6 inches.

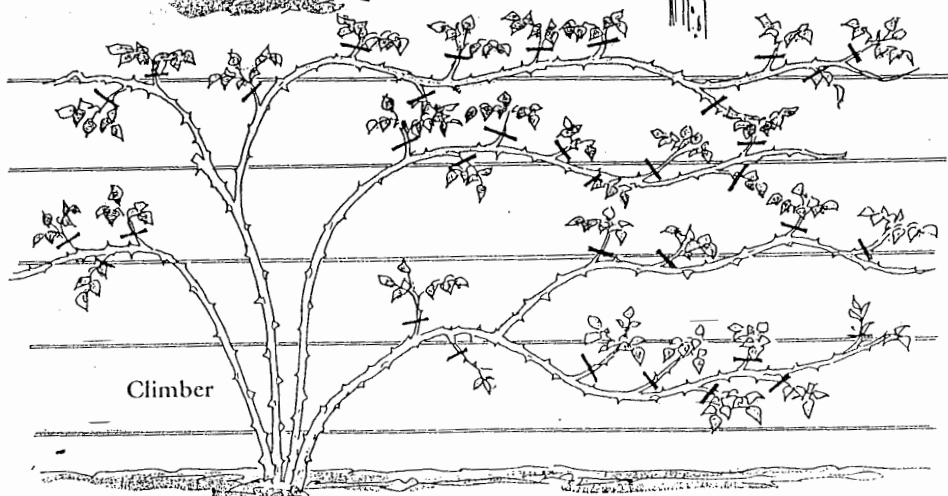


Shrub rose



Tree rose (Standard)

**Standard Tree Roses:** Cut new shoots and side shoots back to about 6 inches.



Climber

**Climbers:** Prune to train and shape by cutting back side branches to about six inches.